

## GT100-CO-RS Modbus/CANopen Gateway

### Product Overview

GT100-CO-RS can act as two different communication gateways, that is:

**CANopen master/Modbus slave:** Support one CANopen slave devices to Modbus master device.

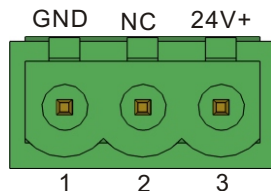
**CANopen slave/Modbus master:** Support many Modbus slave devices to CANopen master device.

### Technical Specifications

- [1] The gateway can achieve data communication between CANopen M/S and Modbus S/M;
- [2] CANopen supports DS301V4.02, supports NMT, PDO, SDO, Heartbeat and Guardlife;
- [3] CANopen interface supports: 5kbps, 10kbps, 20kbps, 50kbps, 100kbps, 125kbps, 250kbps, 500kbps and 1Mbps;
- [4] CAN interface supports CAN2.0A protocol;
- [5] CANopen master: supports maximum 8 bytes TPDO and RPDO, fast Download SDO and fast Upload SDO;
- [6] CANopen slave: supports maximum 8 bytes TPDO and RPDO, 4 bytes fast Download SDO and fast Upload SDO;
- [7] Modbus master features: supports function code: 01H, 02H, 03H, 04H, 05H, 06H, 0FH and 10H, RTU and ASCII optional, can configure at most 48 commands, supports RS-485 or RS-232 interface, half-duplex, baud rate:1200~115200bps;
- [8] Modbus slave features: supports function code: 03H, 04H, 06H, 10H, supports RTU and ASCII, supports RS-485 or RS-232 interface, half-duplex, baud rate:1200bps~115200bps;
- [9] Operating temperature: -40 ° F to 140 ° F(-40°C~60°C);

### Power interface

Power interface is shown as below:



Pin	Function
1	Power GND
2	NC(Not Connected)
3	24V+, DC Positive 24V

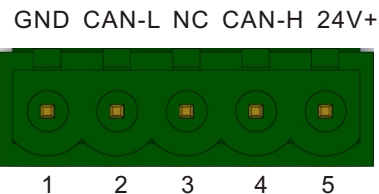
### Features

- Easy to configure, configure just through USB port on PC;
- Supports up to 128 CANopen commands;
- Date exchange buffer is 1K;(512 bytes input and 512 bytes output)
- CAN port and RS-232 (RS-485/RS-422) can stand 1KV photoelectric isolation;
- Built-in terminal resistor and switch.

- [10] External dimensions (W\*H\*D): 0.98 in\*3.94 in \*3.54 in (25mm\*100mm\*90mm);
- [11] Installation: 35mm DIN RAIL.

### CAN interface

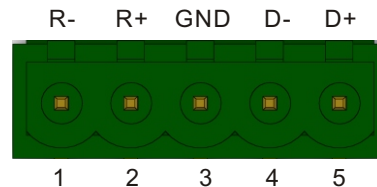
CAN interface of GT100-CO-RS uses 5-pin connector:



Note: Voltage between 24V+ and GND is 24V, power range is 11~30V;


### RS-485/RS-422 interface

The RS-485 interface of GT200-HT-RS is a standard one, and the RS-485 characteristics of the product are shown as follows:



Pin	Function
1	R-, RS-422 Receive Negative
2	R+, RS-422 Receive Positive
3	GND
4	D-, RS-485/RS-422 Transmit Negative
5	D+, RS-485/RS-422 Transmit Positive

## Appearance



## Indicators

Indicators		Status	Description
CANopen status	ERR	red off	CAN network is normal
		red on	CAN port error (baud rate error, bus off, etc)
		red blinking	The error counter of CAN controller reach or exceed alarm value
	RUN	green on	run state
		green light on every 200ms, off every 1000ms	stop state
		green light on every 200ms, off every 200ms	pre-run state
serial status	TX	green blinking	serial port is sending data
		green off	serial port no connection or error
	RX	green blinking	serial port is receiving data
		green off	serial port no connection or error

## LED Display

Under normal operating mode, LED displays node number of CANopen slave. If it happens CAN sending error, it will show "Eo". Under configuration mode, it shows "CF".

## Configuration Button

Double click to enter into the configuration mode; the LED displays "CF", users can configure relevant communication parameters through configuration software.

Under configuration mode, double click the button, the gateway will keep the current configuration and reset the system after waiting for a while and enter into the run state.